



* All images in this datasheet are for illustrative purposes only.

Flexible Curved Open Frame OLED Signage EF5K

Artistic Space beyond Display

LG OLED Signage



Unrivaled
Picture Quality



Space-fitting
Design



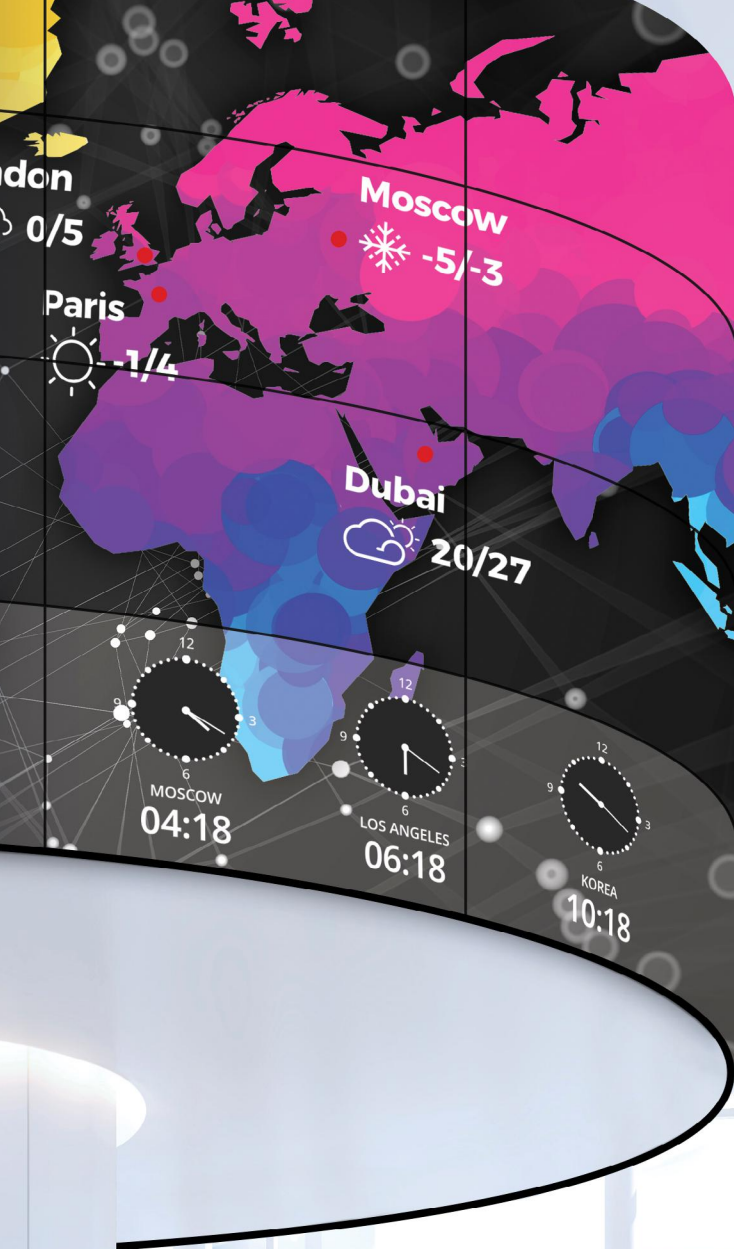
On-site
Customization



Synced
Playback

EF5K

Screen Size	55"
Panel Technology	OLED
Native Resolution	1,920 × 1,080 (FHD)
Brightness	150 / 400 nit (APL 100% / 25%)
Contrast Ratio	150,000 : 1
Response Time	1 ms (G to G), 8 ms (MPRT)
Portrait / Landscape	Yes / Yes




Blending in with the space while captivating everyone's mind. LG OLED signage offers flexible design. Beyond its informative features, LG OLED signage delivers unsurpassed advertising effectiveness, redesigning space as a prestige-enhancing landmark with perfect colors and innovative forms.





Expandable Screen Size

The screen size can be as large as users want by tiling up displays horizontally and vertically. This provides viewers with an incredibly immersive viewing experience.




Splendid Design

LG OLED technology doesn't require a backlight unit nor a liquid crystal layer so it offers a flexible design with unbelievably lightweight and slim features.



LCD

LG OLED Signage



LCD

LG OLED Signage

Absolute Black

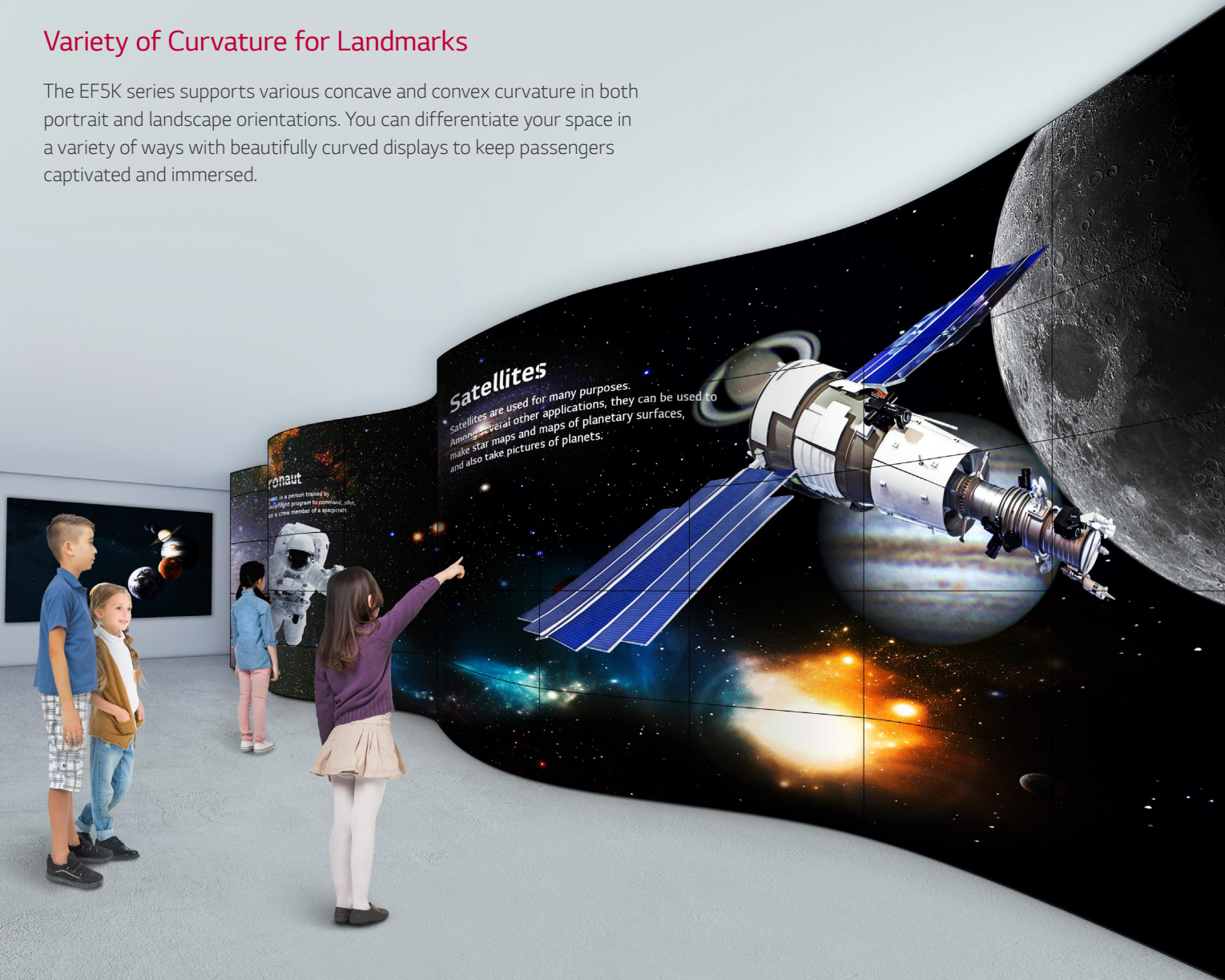
Equipped with over 8 million self-lighting pixels operating individually, LG OLED Signage reproduces absolute blacks with no light bleed and offers infinite contrast.

Rich Color

LG OLED Signage provides richness in all colors, bringing colors to life with great accuracy and vividness.

Variety of Curvature for Landmarks

The EF5K series supports various concave and convex curvature in both portrait and landscape orientations. You can differentiate your space in a variety of ways with beautifully curved displays to keep passengers captivated and immersed.



In Portrait



Max Curvature in Portrait
• Concave/Convex: up to 1,000R

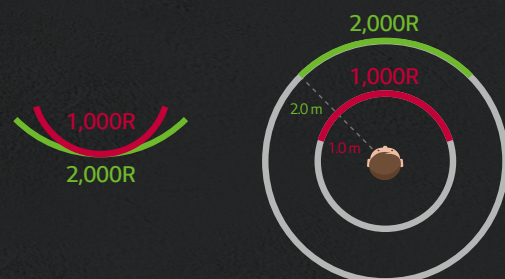
In Landscape

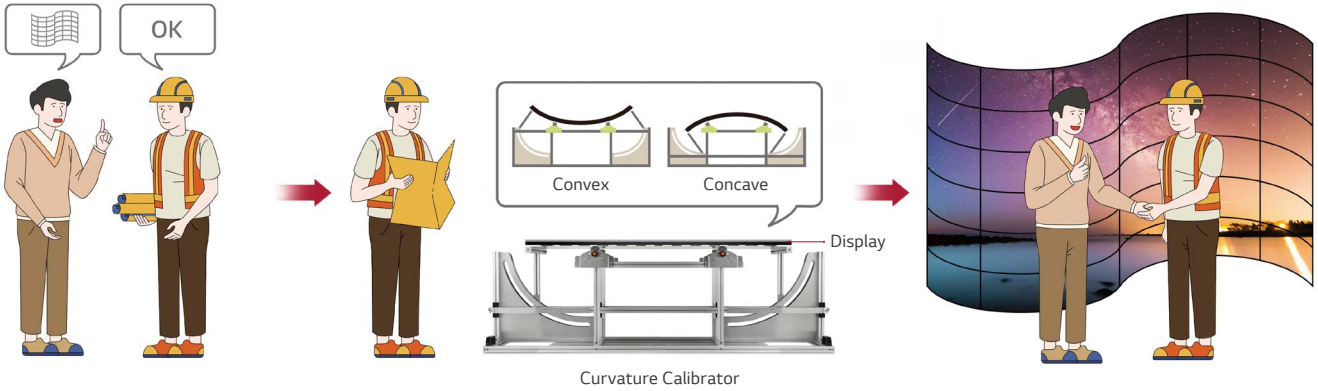


Max Curvature in Landscape
• Concave/Convex: up to 1,000R

What is R?

Due to the nature of its curved design, "R" signifies the radial length of a circle which allows for its curved display. For example, displays with a curvature of 1,000R will have a radius of 1m (1,000mm).

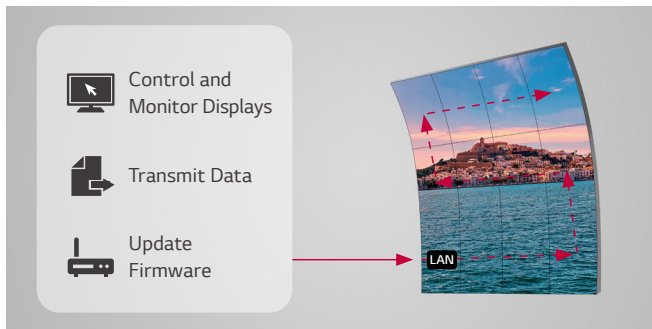




On-site Customization

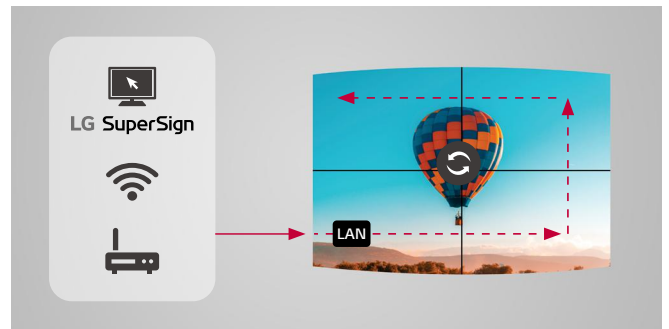
The EF5K series enables a completely new approach for innovative and flexible designs. Its optional "Curvature Calibrator(CC)*" supports the coordination of displays with various convex and concave curvature, depending on the requirements. This makes it possible to rapidly respond to changes on-site, making it easier to successfully build an eye-catching landmark.

* A Curvature Calibrator needs to be purchased separately. Please contact your regional LG sales representatives for details.



LAN Daisy Chain Management

The LAN daisy chain allows users to control and monitor displays, transmit data and even update firmware all at once, reducing management burden.

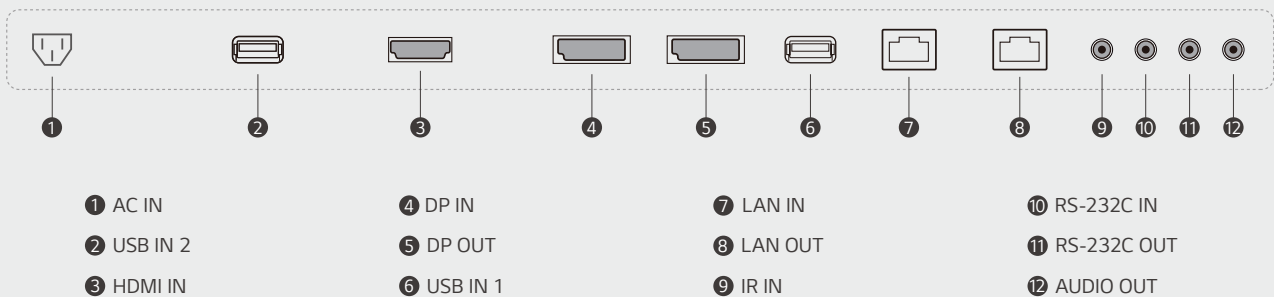


Videowall Playlist & Sync Playback

Through its built-in high performance SoC, each display plays its video tile for synchronized content playback.

* All images are for illustrative purposes only.

CONNECTIVITY



* Jack Panels may differ from the above image, so please contact LG sales team to verify before ordering.



Download
LG C-Display+
Mobile App
Google Play Store

- www.lg.com/global/business/information-display
- www.youtube.com/c/LGCommercialDisplay
- www.facebook.com/LGInformationDisplay
- www.linkedin.com/company/LGinformationdisplay
- twitter.com/LG_ID_HQ

LG may make changes to specifications and product descriptions without notice. Copyright © 2022 LG Electronics Inc. All rights reserved. "LG Life's Good" is a registered trademark of LG Corp. The names of products and brands mentioned here may be the trademarks of their respective owners.

